

# MERO Access Floor Type 5 / Wood

## Innovative solutions from one source

Development  
Consulting  
Planning  
Manufacturing  
Installation

Access floor  
Hollow floor  
Floor covering and  
Installation  
Services



**MERO®**  **TSK**

**Floor systems**

# Multifunctional and flexible Access floor of wooden material



Floor system of normal combustibility resp. one which is difficult to ignite, and which is at all times and everywhere accessible in a nondestructive way, thus facilitating future organizational changes.

## Application

- all types of offices
- auditoriums
- class rooms and lecture rooms
- data rooms and computer centers
- libraries
- workshops with low level permanent and live loads


The access floor is available in different types and systems to meet the requirements of the user.

## Advantages

- high flexibility
- easy installation of additional equipment and supply lines
- variable construction heights, more than 1.000 mm on request
- huge installation plenum
- easy handling of the panel material
- low dead weight
- most cost-efficient type of access floor
- suitable for the application of various floor coverings

The MERO access floor systems are tested acc. to DIN EN 12825 and certified by independent institutes.

## Floor panel



The MERO floor panel type 5 consists of high-density chipboard of the emission class E1 meeting highest requirements. The emission tests are carried out acc. to international requirements (system tests = panel + pedestal):

- ASTM D 5116-97 (American Emission Test) covers the requirements of LEED (=Leadership in Energy and Environment). This also meets the requirements of the 'Green Label, Singapore'.
- ISO 16000: worldwide approved emission test
- AgBB/DIBT: product emission test. This method is applied in Germany.

The panel edges are chamfered milled and protected all round by synthetic trim against mechanical damages and humidity.

The surface and/or bottom side of the panel can be provided with galvanized steel sheet or aluminium foil by advanced backing procedure. The panel is available in different qualities, thicknesses and dimensions.

MERO-TSK is using only environmental-friendly materials for their production. The material can be recycled or disposed without any problem for the environment.







## Substructure

The MERO substructure can be used for all panel types.

The precision steel pedestals are adjustable in height and protected against corrosion by galvanization and passivation.

The pedestal base plates are stably glued to the subfloor and can additionally be dowelled on request.

During installation pedestal heads are provided with sound absorbing and electrically conducting gaskets which fix the panel. The gaskets can also be delivered with metal rivets if high frequency shielding is required. The use of galvanized stringers increases the load bearing capacity as well as the lateral stability of the whole system. Various qualities are available. The stringers can be loosely attached at the pedestal head or fixed to it with screws.



## Planning instructions

### Flexibility

To guarantee high flexibility panels with applied floor covering should be used. This allows e.g. to replace panels with mounting units by standard panels.

### Partition walls

For an unlimited use of the access floor cavity partition walls should always be installed on the access floor system, however, legal requirements for fire safety must be observed.

### Floor coverings

The access floor system type 5 can be provided with many different floor coverings.

- PVC
- linoleum
- natural rubber
- laminate
- needle felt
- velours
- parquet
- stainless steel / checker plate

MERO-TSK has standard floor coverings available on stock or can provide them on short notice.

Since they are level, access floor systems are especially suitable for the application of all 'loose' floor covering systems.

### Mounting units


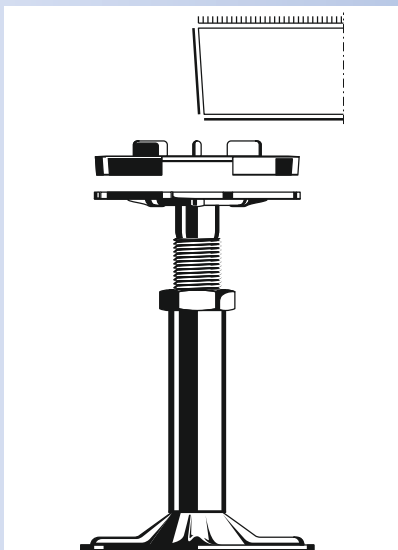
Cutouts for mounting units like sockets, air outlets etc. can either be done at factory or on jobsite. However, step bores for twist air outlets can only be done at factory.

### Wall connections

The connection of the access floor system to walls or rising building parts is done by special self-adhesive foam tape which avoids impact sound transmission.

### Special advice

The climate conditions during the time of installation and the later use should be similar.



# Technical data\*: Access floor type 5 / wood



## Accessories: (see pamphlet)

- Cutouts
- Special wall connections
- Power supply units
- Air outlets
- Air conditioning panels
- Fascias
- Bridgings
- Expansion joints
- Stairs and ramps
- Additional impact sound insulation
- MERO floor coverings

## Supplementary special brochures:

- Low-height access floors for the refurbishment of buildings
- Floor systems for data centers
- Floor systems for office areas (Air ventilation & Twist-air outlets)
- Access floor accessories

## \*For further technical data

Please refer to our product data sheets which are available on request.

## Panel

Dimensions:	600 x 600 mm
Panel thickness: (without covering)	~ 23 - 39 mm
Panel surface:	<ul style="list-style-type: none"> <li>• aluminium foil or</li> <li>• galvanized steel sheet or</li> <li>• floor covering</li> </ul>
Panel bottom:	<ul style="list-style-type: none"> <li>• aluminium foil on request or</li> <li>• galvanized steel sheet</li> </ul>
System weight:	~ 23 - 36 kg/m <sup>2</sup>
(without covering, floor height 1000 mm)	
Panel weight:	~ 7,5 - 12 kg/piece
Panel material:	high-density chipboard

## Substructure

Module:	600 x 600 mm
Pedestal material:	galvanized steel
Construction height: (without covering)	~ 55 - 2400 mm
Recommendation:	Stringers should generally be used at a height of > 500 mm

## Load values

Concentrated load:	
• acc. to DIN EN 12825	Class 1 - 5
• Nominal load	2.000 - 5.000 N (higher loads on request)
• Ultimate load	> 4.000 - 10.000 N

## Electrostatic

Independent from system and covering	> 10 <sup>5</sup> Ohm
--------------------------------------	-----------------------

## Fire protection

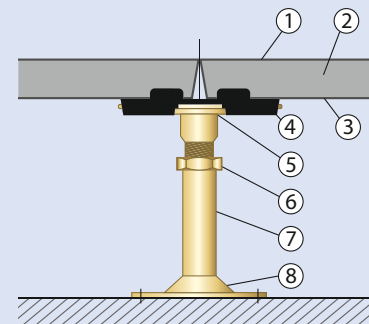
Building material class acc. to DIN EN 13501 T1:	B-s2,d0 or C-s1,d0
Fire resistance class acc. to DIN 4102 T2:	F30 possible

## Thermal conductivity

Base material:	~ 0,13 W/mk
----------------	-------------

## Acoustic values

Sound reduction index R <sub>L,w,P</sub>	44 - 57 dB	New denomination acc. to DIN EN
Normalized impact sound pressure level L <sub>n,w,P</sub>	71 - 45 dB	Normalized flank level difference D <sub>n,f,w,P</sub>
Improvement of impact sound reduction ΔL <sub>w,P</sub>	15 - 32 dB	Normalized flank impact sound level L <sub>n,f,w,P</sub>
		Improvement of impact sound level ΔL <sub>w,P</sub>



1. Floor covering / steel sheet / aluminium foil
2. Floor panel
3. Steel sheet or aluminium coating
4. Gasket
5. Pedestal head
6. Hexagonal nut
7. Tube
8. Base plate glued to the subfloor, dowelled on request



Mitglied der  
**DGNB**  
Deutsche Gesellschaft für Nachhaltige  
German Sustainable Building Council

Head office:  
**MERO-TSK**  
**International GmbH & Co. KG**  
Max-Mengeringhausen-Str. 5  
D-97084 Würzburg/Germany

Postal address:  
**MERO-TSK**  
**International GmbH & Co. KG**  
Product Division Floor Systems  
Lauber Straße 11  
D-97357 Prichsenstadt/Germany  
Phone.: +49 (0) 93 83 203-603  
Fax: +49 (0) 93 83 203-629  
E-mail: bodensysteme@mero.de  
Internet: www.mero.de